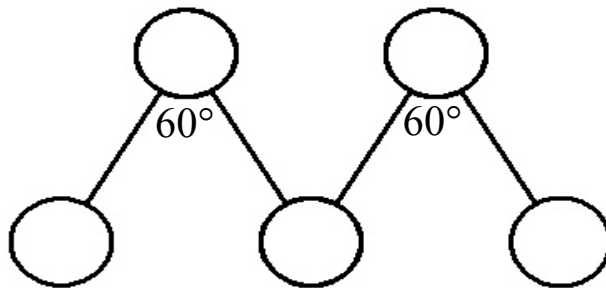


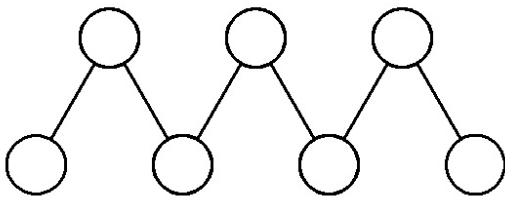
Upute:

- Naziv procedure je **zigzag :n :a**
- Potrebno je nacrtati **:n** linija koje završavaju kružnicama
- Duljina vidljivog djela linije je **:a*3**
- Polumjer kružnica je **:a**
- Zadatak spremiti u datoteku naziva **zigzag.lgo**
- **Dobro proučiti sliku!!!**

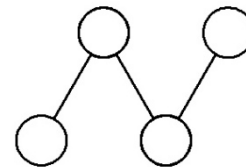


-

cs zigzag 4 30



cs zigzag 6 30



cs zigzag 3 30