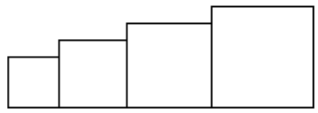
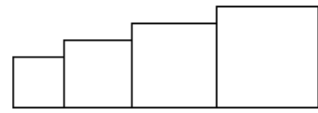
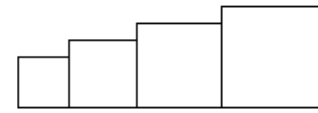
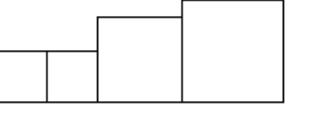
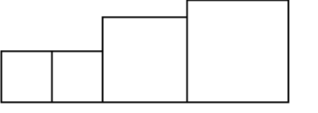
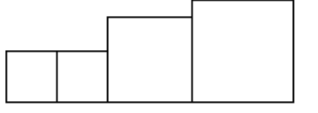
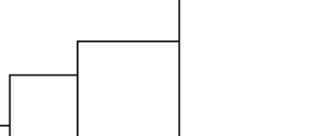

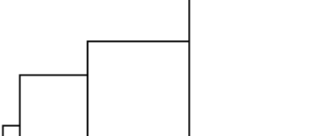


Napiši program **niz :a :b :c :d** koji će nacrtati 4 kvadrata jedan pored drugog poredanih po veličini uzlazno. Varijable **:a :b :c :d** su ponuđene dimenzije (stranice) kvadrata - njih je potrebno poredati po veličini te zatim nacrtati kvadrate.

Dobro prouči sljedeće primjere:

cs niz 30 40 50 60 	cs niz 30 50 40 60 	cs niz 60 50 30 40 
cs niz 30 30 50 60 	cs niz 30 60 30 50 	cs niz 60 50 30 30 
cs niz 10 40 60 90 	cs niz 10 90 60 40 	cs niz 90 60 40 10 

Naziv procedure: **niz :a :b :c :d**

Naziv datoteke: **niz.lgo**